

THUN - THUN MULTI

The THUN heated towel rail, characterised by round tubes at its extremities, which are flattened to the centre, blending one with the


other, is particularly artistic and decorative. The pleasing effect of the original shape of the Thun tubes is immediately apparent only from

design Luigi Brembilla the front. As with the entire range of Brem towel rails, Thun also has an excellent thermal output, with minimum protrusion from the walls.

DIMENSIONS

Width 50 / 67 cm
Height 79,7 / 101,7 / 143 / 184,2 cm
Depth 4,5 cm
Depth from wall 6,5 cm


± 4,2



THUN 100 - ...



THUN 140 - ...



THUN 180 - ...


DIMENSIONS

Width 97 / 127 / 144 cm
Height 55 / 66 cm
Depth 4,5 cm
Depth from wall 6,5 cm


± 4,2



THUN DUE 55 - ...



THUN DUE 66 - ...



THUN TRE ...-145

STANDARD PRODUCTION

White "sablé" paintwork-white brackets M4F
Tolerance ± 3 mm - Air vent $\varnothing 1/8"$
Maximum operating pressure 6 bar

PRODUCTION ON REQUEST

Paint to Brem color list with chrome-plated brackets +15/25%
Side fittings (\blacktriangle ∇ H-4 cm) Art. AS 70,40€

STANDARD FITTINGS

EG $\varnothing 1/2"$
Brem valves page 295
Electrical version on demand

