

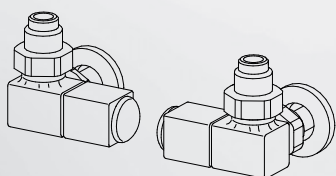
The texture of a square mesh grid shines through under the surface treated with a smoothing of resin-based mixes.

Each piece is hand-made, than unique. Standard "sablé" colors are recommended by the artist.

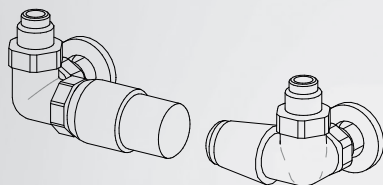
## RECOMMENDED VALVES

### CHROME PLATED VALVES KIT WITH:

- n°2 Valves with O-ring Tangs
- n°2 Fittings (multilayer ø16, copper ø12, 14)
- n°2 Round washers

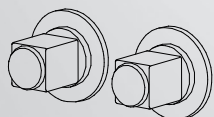


ANGLED QUADRA VALVES KIT  
page 279 Art. KQS  
extra for BREM color list



SIDE control TON VALVES KIT with THERMOSTATIC head Art. KTL  
SIDE control TON VALVES KIT page 277 Art. KVL

REMOTE FITTINGS Art. REM  
▲▽ L-5cm tapping centres



2,5±



REMOTE VALVES ASSEMBLY KIT p. 281 with:  
- n°2 Fittings (multilayer ø16, copper ø12, 14)

REMOTE QUADRA VALVES ASSEMBLY KIT  
Art. KQG

REMOTE TON VALVES ASSEMBLY KIT with THERMOSTATIC head Art. KVGT

STANDARD FITTING  
EG ø 1/2" ▲▽ L - 4 cm  
Special fittings page 287



GRID 180-45

with remote valves

EN 442 Watt Δt 50K (Δt 40K = Wx0,755) - (Δt 30K = Wx0,526)

MODEL	H cm	L cm				
		▲▽cm	36	45	54	63
GRIDH 180	180	1607,30	1724,60	1844,50	1963,60	2080,60
		713w	887w	1061w	1233w	1407w
GRIDLH 180	180	1802,40	1929,80	2073,60	2209,10	2344,00
		909w	1181w	1453w	1723w	1996w
GRIDH 200	200	1643,90	1766,10	1884,50	2006,40	2127,00
		792w	985w	1178w	1369w	1562w
GRIDLH 200	200	1867,70	2009,10	2157,60	2293,00	2434,20
		1011w	1313w	1616w	1916w	2219w
GRIDH 220	220	1686,30	1811,70	1946,30	2064,50	2190,00
		870w	1082w	1294w	1504w	1716w
GRIDLH 220	220	1905,20	2049,80	2202,10	2340,90	2485,60
		1112w	1445w	1778w	2109w	2441w

Technical data CLAK page 102