

REGULAR

REGULAR is a new radiator with parallel steel fins set at a distance of either 50 or 80 mm, as requested. It features large rectangular tubes arranged in regular

patterns, altering the heat output depending on their step.

DIMENSIONS


Height: 28/53/65/75/85/
160/180/200/220/240 cm
Width: from 22 to 234 cm
Depth: 8 cm
Depth from wall: 9,5 cm

ELEMENT STEP 50

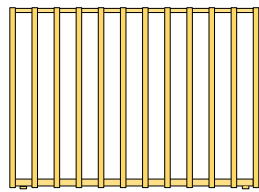
L = n° el. x 5 cm step - 3 cm

ELEMENT STEP 80

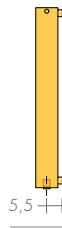
L = n° el. x 8 cm step - 6 cm




STEP 50




STEP 80



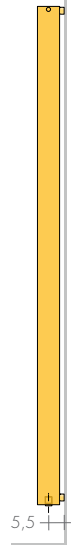
5,5



STEP 50



STEP 80



5,5

MOD.	n° el. step mm	8		10		12		14		16		18		20		22		24		26		28		30		
		/50	/80	/50	/80	/50	/80	/50	/80	/50	/80	/50	/80	/50	/80	/50	/80	/50	/80	/50	/80	/50	/80	/50	/80	
	H cm	L cm	37	58	47	74	57	90	67	106	77	122	87	138	97	154	107	170	117	186	127	202	137	218	147	234
	▲▽cm	30	48	40	64	50	80	60	96	70	112	80	128	90	144	100	160	110	176	120	192	130	208	140	224	
R 28/..27,5	€	424,70	496,70	568,60	640,60	712,70	784,60	856,60	928,60	1000,60	1072,50	1144,50	1216,50	€	443,90	519,50	595,10	670,70	746,30	821,90	897,30	972,90	1048,50	1124,10	1199,70	1275,30
	w	173	204	216	255	259	306	302	357	346	408	389	459	432	510	475	561	518	612	562	663	605	714	648	765	
R 53/.. 53	€	443,90	519,50	595,10	670,70	746,30	821,90	897,30	972,90	1048,50	1124,10	1199,70	1275,30	€	463,10	542,30	621,40	700,70	779,90	859,00	938,20	1017,30	1096,60	1175,80	1255,00	1334,10
	w	334	393	417	491	500	589	584	687	667	786	751	884	834	982	917	1080	1001	1178	1084	1277	1168	1375	1251	1473	
R 65/.. 65	€	463,10	542,30	621,40	700,70	779,90	859,00	938,20	1017,30	1096,60	1175,80	1255,00	1334,10	€	491,90	577,00	662,30	747,50	832,60	917,80	1003,00	1088,20	1173,30	1258,50	1343,70	1428,90
	w	472	556	590	695	708	834	826	973	944	1112	1062	1251	1180	1390	1298	1529	1416	1668	1534	1807	1652	1946	1770	2085	
R 75/.. 75	€	491,90	577,00	662,30	747,50	832,60	917,80	1003,00	1088,20	1173,30	1258,50	1343,70	1428,90	€	520,70	611,90	703,00	794,30	885,40	976,50	1067,80	1159,00	1250,10	1341,30	1432,50	1523,60
	w	535	630	669	787	803	944	937	1102	1070	1259	1204	1417	1338	1574	1472	1731	1606	1889	1739	2046	1873	2204	2007	2361	


Intermediate or higher values by interpolation

MOD.	n° el. step mm	5		6		7		8		9		10		11		12		13		14		15		
		/50	/80	/50	/80	/50	/80	/50	/80	/50	/80	/50	/80	/50	/80	/50	/80	/50	/80	/50	/80	/50	/80	
	H cm	L cm	22	34	27	42	32	50	37	58	42	66	47	74	52	82	57	90	62	98	62	106	72	114
	▲▽cm	15	24	20	32	25	40	30	48	35	56	40	64	45	72	50	80	55	88	55	96	65	104	
R 160/..157	€	683,80	765,30	846,90	928,50	1010,10	1091,70	1173,20	1254,80	1336,40	1418,00	1499,60	€	716,20	801,40	886,60	971,80	1056,90	1142,20	1227,30	1312,50	1397,80	1482,90	1568,00
	w	599	708	718	849	838	991	958	1132	1077	1274	1197	1415	1317	1557	1436	1698	1556	1840	1676	1981	1796	2123	
R 180/..177	€	716,20	801,40	886,60	971,80	1056,90	1142,20	1227,30	1312,50	1397,80	1482,90	1568,00	€	748,70	837,50	926,40	1015,20	1103,90	1192,70	1281,40	1370,30	1459,00	1547,80	1636,50
	w	751	888	901	1065	1051	1243	1202	1420	1352	1598	1502	1775	1652	1953	1802	2130	1953	2308	2103	2485	2253	2663	
R 200/..197	€	748,70	837,50	926,40	1015,20	1103,90	1192,70	1281,40	1370,30	1459,00	1547,80	1636,50	€	781,20	873,60	966,10	1058,40	1150,80	1243,20	1335,60	1427,90	1520,30	1612,70	1705,10
	w	828	978	993	1173	1159	1369	1324	1564	1490	1760	1655	1955	1821	2151	1986	2346	2152	2542	2317	2737	2483	2933	
R 220/..217	€	813,70	909,70	1005,60	1101,60	1197,60	1293,60	1389,60	1485,60	1581,60	1677,50	1773,50	€	846,20	946,20	1046,20	1146,20	1246,20	1346,20	1446,20	1546,20	1646,20	1746,20	1846,20
	w	904	1068	1084	1282	1265	1495	1446	1709	1626	1922	1807	2136	1988	2350	2168	2563	2349	2777	2530	2990	2711	3204	

Intermediate or higher values by interpolation

Δt different from 50 K: consult technical data Brem

Eg.: R 220/50 - 4el - EG ø 1/2" - SB 3061



STANDARD PRODUCTION

White "sablé" paintwork - Brackets B15
Tolerance ± 3mm - Air vent ø 1/8"
MAXIMUM OPERATING PRESSURE 4 BAR

PRODUCTION ON REQUEST

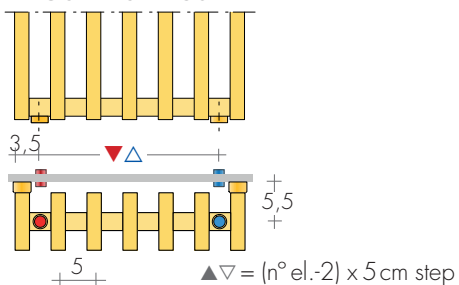
Paintwork to Brem color list (colored brackets B15) +15/25% Electric
version, by estimate

STANDARD FITTING


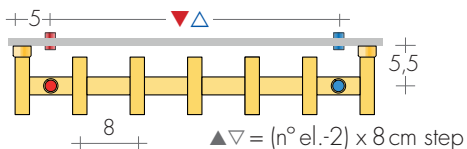
EG ø 1/2"
On request fittings ø 3/8"
Special fittings, page 286



TAPPING CENTRES
REGULAR STEP 50 mm



REGULAR STEP 80 mm

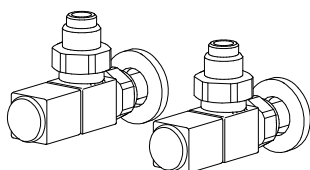


RECOMMENDED VALVES

CHROME PLATED VALVES KIT WITH:

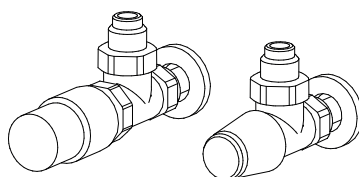
- n°2 Valves with O-ring Tangs
- n°2 Fittings (multilayer ø16, copper ø12,14)
- n°2 Round washers

On request: Polished stainless tube cover (to be cut to right size) Art. CA18



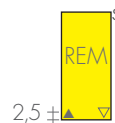
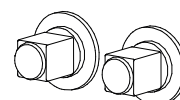
ANGLED QUADRA VALVES KIT
page 279 Art. KQS
extra for BREM color list

ANGLED MINI VALVES KIT
chrome-plated or white color Art. KMS



ANGLED TON VALVES KIT with
THERMOSTATIC head Art. KTS
ANGLED TON VALVES KIT
page 277 Art. KVS

REMOTE FITTINGS Art. REM at the rear (EG tapping centres dimensions)



REMOTE VALVES ASSEMBLY KIT p.281 with:
- n°2 Fittings (multilayer ø16, copper ø12,14)

REMOTE QUADRA VALVES ASSEMBLY KIT
Art. KQG
REMOTE TON VALVES ASSEMBLY KIT with
THERMOSTATIC head Art. KVGT